

10 MAY 28 PM 4:04

MEETING OF THE ORLEANS  
BOARD OF WATER/SEWER COMMISSIONERS  
January 20, 2010

A meeting of the Board of Water and Sewer Commissioners was held Wednesday, January 20, 2009 in the Nauset Room, Town Hall:

Those present were Kenneth McKusick, Judith Bruce, Ann Hodgkinson and Jimmy Dishner of the Board, associate members Ken Rowell and Leonard Short, Mark Carron, Board of Selectmen liaison, Ed Barr, Finance Committee liaison, Lou Briganti, Water Superintendent. Absent was Robert Rich of the Board. Leonard Short was asked to be a voting member in the absence of Robert Rich.

Kenneth McKusick called the Board of Water and Sewer Commissioners meeting to order at 1:30 p.m.

WIND ENERGY

John Jannell informed the Board that the town did not receive a grant award from The Renewable Energy Trust for the town's proposed municipal wind turbine project. There were thirteen applications requesting over six million in funds and the trust had slightly more than two million to disperse. John felt the available funds were awarded to larger projects. John provided the Board with a financial scenario for the project without financial assistance which would be essentially a break even project.

The Energy Committee meets again February 2, 2010 at 4:00 pm to discuss the town's options for a wind project without a grant award.

The Board of Water Sewer Commissioners still wishes to continue to pursue a wind turbine project for Orleans.

MINUTES

Jimmy Dishner made a motion seconded by Judith Bruce to approve the minutes of the meeting of January 6, 2010 as written. The vote by the Board was 5-0-0.

SUPERINTENDENT'S REPORT

- Monthly Statistical Report
- Monthly Budget Report

WATER RATES

FY11 is the third and last of the three scheduled rate increases for the water treatment plant debt. Lou Briganti presented the Board with a proposal for that 5% rate increase.

Current Rates

Basic service	\$74.10
0 to 15000	\$1.57/1000
15001 to 30000	\$3.88/1000
30001 to 50000	\$4.98/1000
50001 to	\$6.03/1000

Proposed Rates

Basic service	\$77.81
0 to 15000	\$1.65/1000
15001 to 30000	\$4.07/1000
30001 to 50000	\$5.23/1000
50001 to	\$6.33/1000

A motion was made by Judith Bruce seconded by Jimmy Dishner to recommend to the Board of Selectmen the proposed 5% increase as the third and final scheduled increase previously voted at Town Meeting. The vote by the Board was 5-0-0.

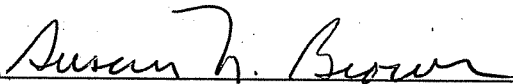
OTHER BUSINESS

Lou Briganti and Kenneth McKusick have been asked to attend the Board of Selectmen meeting Wednesday January 20, 2010 to review disaster rate policies.

ADJOURNMENT

At 2:45 p.m., a motion was made by Judith Bruce and seconded by Ann Hodgkinson to adjourn the meeting. The vote by the Board was 5-0-0.

The next regular meeting is scheduled for February 3, 2010 at 1:30 p.m.



Secretary, Board of Water/Sewer Commissioners

Current Rates

Basic service	\$74.10
0 to 15000	\$1.57/1000
15001 to 30000	\$3.88/1000
30001 to 50000	\$4.98/1000
50001 to	\$6.03/1000

Proposed Rates

Basic service	\$77.81
0 to 15000	\$1.65/1000
15001 to 30000	\$4.07/1000
30001 to 50000	\$5.23/1000
50001 to	\$6.33/1000

A motion was made by Judith Bruce seconded by Jimmy Dishner to recommend to the Board of Selectmen the proposed 5% increase as the third and final scheduled increase previously voted at Town Meeting. The vote by the Board was 5-0-0.

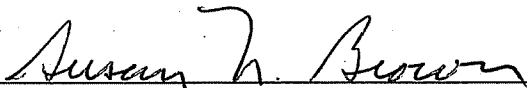
OTHER BUSINESS

Lou Briganti and Kenneth McKusick have been asked to attend the Board of Selectmen meeting Wednesday January 20, 2010 to review disaster rate policies.

ADJOURNMENT

At 2:45 p.m., a motion was made by Judith Bruce and seconded by Ann Hodgkinson to adjourn the meeting. The vote by the Board was 5-0-0.

The next regular meeting is scheduled for February 3, 2010 at 1:30 p.m.



Secretary, Board of Water/Sewer Commissioners

**MEETING OF THE ORLEANS  
BOARD OF WATER/SEWER COMMISSIONERS  
January 20, 2010**

A meeting of the Board of Water and Sewer Commissioners was held Wednesday, January 20, 2009 in the Nauset Room, Town Hall:

Those present were Kenneth McKusick, Judith Bruce, Ann Hodgkinson and Jimmy Dishner of the Board, associate members Ken Rowell and Leonard Short, Mark Carron, Board of Selectmen liaison, Ed Barr, Finance Committee liaison, Lou Briganti, Water Superintendent. Absent was Robert Rich of the Board. Leonard Short was asked to be a voting member in the absence of Robert Rich.

Kenneth McKusick called the Board of Water and Sewer Commissioners meeting to order at 1:30 p.m.

**WIND ENERGY**

John Jannell informed the Board that the town did not receive a grant award from The Renewable Energy Trust for the town's proposed municipal wind turbine project. There were thirteen applications requesting over six million in funds and the trust had slightly more than two million to disperse. John felt the available funds were awarded to larger projects. John provided the Board with a financial scenario for the project without financial assistance which would be essentially a break even project.

The Energy Committee meets again February 2, 2010 at 4:00 pm to discuss the town's options for a wind project without a grant award.

The Board of Water Sewer Commissioners still wishes to continue to pursue a wind turbine project for Orleans.

**MINUTES**

**Jimmy Dishner made a motion seconded by Judith Bruce to approve the minutes of the meeting of January 6, 2010 as written. The vote by the Board was 5-0-0.**

**SUPERINTENDENT'S REPORT**

- Monthly Statistical Report
- Monthly Budget Report

**WATER RATES**

FY11 is the third and last of the three scheduled rate increases for the water treatment plant debt. Lou Briganti presented the Board with a proposal for that 5% rate increase.



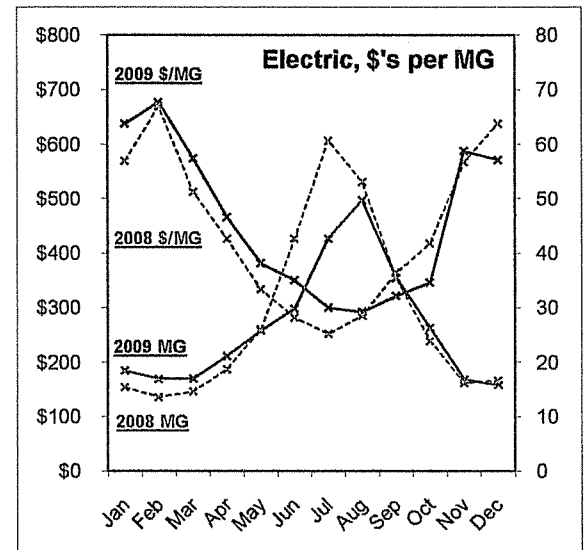
# Town of Orleans

## Water Department

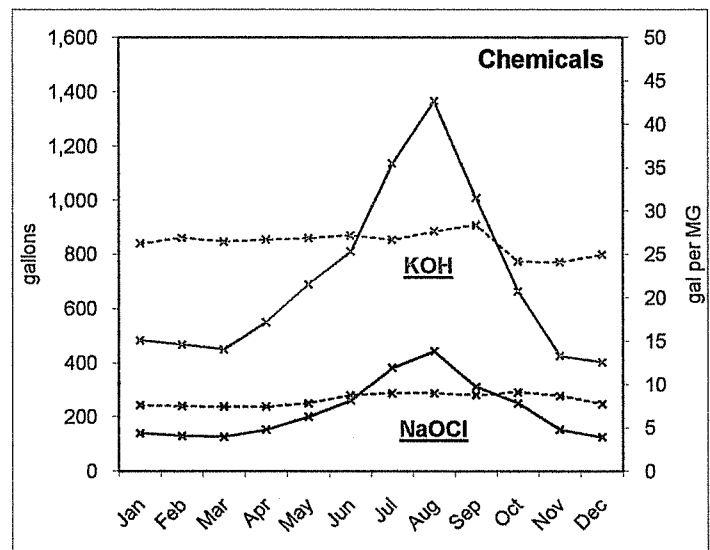
### Statistical Report

Jan, 2010

Electric month	2008	2009	Variance	2008 \$ per MG	2009 \$ per MG
Jan	\$8,785	\$11,837	\$3,052	\$570	\$638
Feb	9,095	11,520	2,424	670	678
Mar	7,506	9,797	2,291	513	575
Apr	8,003	9,888	1,885	426	466
May	8,718	9,866	1,148	334	382
Jun	12,028	10,487	-1,540	282	351
Jul	15,355	12,847	-2,508	253	301
Aug	15,179	14,575	-605	286	293
Sep	12,886	11,454	-1,433	364	322
Oct	10,007	9,137	-870	418	347
Nov	9,223	9,939	716	568	588
Dec	10,634	9,075	-1,559	638	572
To date	127,419	130,421	3,002	378	412
Avg	10,618	10,868	250	445	459
Tot	\$127,419	\$130,421	\$3,002	\$378	\$376



Chemicals	KOH		NaOCl	
month	gal	gal/MG	gal	gal/MG
Jan	484	26.3	140	7.6
Feb	468	26.9	131	7.5
Mar	451	26.5	127	7.4
Apr	551	26.7	153	7.4
May	690	26.9	201	7.8
Jun	810	27.2	261	8.8
Jul	1,137	26.7	383	9.0
Aug	1,367	27.7	443	9.0
Sep	1,009	28.4	312	8.8
Oct	663	24.2	250	9.1
Nov	426	24.1	153	8.7
Dec	403	25.0	125	7.8
To date	8,461		2,680	
Avg	705	26.4	223	8.2
Tot	8,461		2,680	




2007-01-01


01-01-01

2007-01-01

01-01-01



DATE	TIME	TEMP	HUMID	WIND	PRECIP
2007-01-01	00:00	10.0	60.0	0.0	0.0
2007-01-01	01:00	10.5	61.0	0.0	0.0
2007-01-01	02:00	11.0	62.0	0.0	0.0
2007-01-01	03:00	11.5	63.0	0.0	0.0
2007-01-01	04:00	12.0	64.0	0.0	0.0
2007-01-01	05:00	12.5	65.0	0.0	0.0
2007-01-01	06:00	13.0	66.0	0.0	0.0
2007-01-01	07:00	13.5	67.0	0.0	0.0
2007-01-01	08:00	14.0	68.0	0.0	0.0
2007-01-01	09:00	14.5	69.0	0.0	0.0
2007-01-01	10:00	15.0	70.0	0.0	0.0
2007-01-01	11:00	15.5	71.0	0.0	0.0
2007-01-01	12:00	16.0	72.0	0.0	0.0
2007-01-01	13:00	16.5	73.0	0.0	0.0
2007-01-01	14:00	17.0	74.0	0.0	0.0
2007-01-01	15:00	17.5	75.0	0.0	0.0
2007-01-01	16:00	18.0	76.0	0.0	0.0
2007-01-01	17:00	18.5	77.0	0.0	0.0
2007-01-01	18:00	19.0	78.0	0.0	0.0
2007-01-01	19:00	19.5	79.0	0.0	0.0
2007-01-01	20:00	20.0	80.0	0.0	0.0
2007-01-01	21:00	20.5	81.0	0.0	0.0
2007-01-01	22:00	21.0	82.0	0.0	0.0
2007-01-01	23:00	21.5	83.0	0.0	0.0



DATE	TIME	TEMP	HUMID	WIND	PRECIP
2007-01-01	00:00	10.0	60.0	0.0	0.0
2007-01-01	01:00	10.5	61.0	0.0	0.0
2007-01-01	02:00	11.0	62.0	0.0	0.0
2007-01-01	03:00	11.5	63.0	0.0	0.0
2007-01-01	04:00	12.0	64.0	0.0	0.0
2007-01-01	05:00	12.5	65.0	0.0	0.0
2007-01-01	06:00	13.0	66.0	0.0	0.0
2007-01-01	07:00	13.5	67.0	0.0	0.0
2007-01-01	08:00	14.0	68.0	0.0	0.0
2007-01-01	09:00	14.5	69.0	0.0	0.0
2007-01-01	10:00	15.0	70.0	0.0	0.0
2007-01-01	11:00	15.5	71.0	0.0	0.0
2007-01-01	12:00	16.0	72.0	0.0	0.0
2007-01-01	13:00	16.5	73.0	0.0	0.0
2007-01-01	14:00	17.0	74.0	0.0	0.0
2007-01-01	15:00	17.5	75.0	0.0	0.0
2007-01-01	16:00	18.0	76.0	0.0	0.0
2007-01-01	17:00	18.5	77.0	0.0	0.0
2007-01-01	18:00	19.0	78.0	0.0	0.0
2007-01-01	19:00	19.5	79.0	0.0	0.0
2007-01-01	20:00	20.0	80.0	0.0	0.0
2007-01-01	21:00	20.5	81.0	0.0	0.0
2007-01-01	22:00	21.0	82.0	0.0	0.0
2007-01-01	23:00	21.5	83.0	0.0	0.0



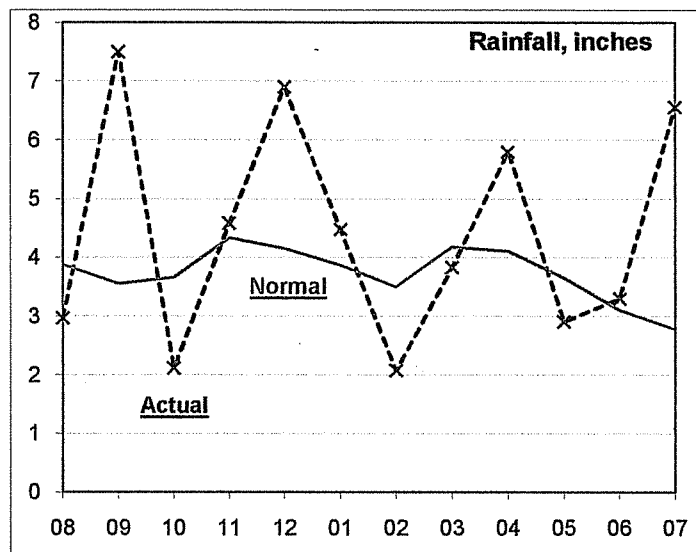
# Town of Orleans

## Water Department

### Statistical Report

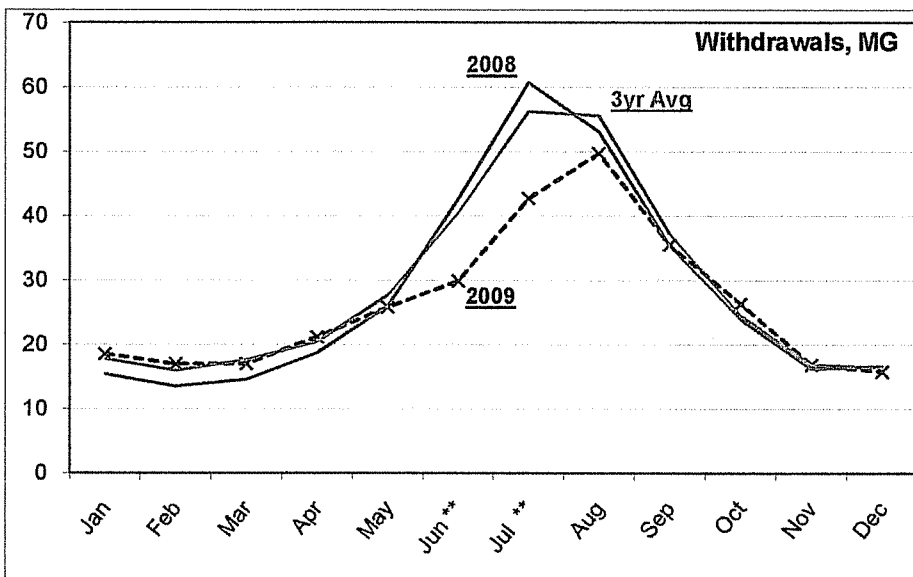
Jan, 2010

Rainfall, inches (Cape & Islands Composite)				
mm/yy	Actual	Normal	Var, in	Var, %
Aug, 08	2.97	3.88	-0.91	77
Sep, 08	7.50	3.55	3.95	211
Oct, 08	2.12	3.66	-1.54	58
Nov, 08	4.59	4.33	0.26	106
Dec, 08	6.90	4.15	2.75	166
Jan, 09	4.48	3.87	0.61	116
Feb, 09	2.08	3.50	-1.42	59
Mar, 09	3.83	4.18	-0.35	92
Apr, 09	5.80	4.11	1.69	141
May, 09	2.91	3.65	-0.74	80
Jun, 09	3.30	3.11	0.19	106
Jul, 09	6.56	2.78	3.78	236
Avg	4.42	3.73	0.69	118
Tot	53.04	44.77	8.27	118



Withdrawals, MG						2009 vs. 2008		2009 vs. 3yr Avg		WTP MG
month	2006	2007	2008	3yr Avg	2009	Var, MG	Var, %	Var, MG	Var, %	
Jan	17.49	20.63	15.42	17.85	18.55	3.13	20.3	0.71	4.0	17.59
Feb	15.46	19.14	13.58	16.06	17.00	3.43	25.2	0.95	5.9	16.67
Mar	19.89	18.41	14.64	17.65	17.04	2.41	16.5	-0.60	-3.4	15.90
Apr	22.60	20.10	18.77	20.49	21.20	2.44	13.0	0.72	3.5	19.78
May	26.98	30.08	26.12	27.73	25.84	-0.28	-1.1	-1.88	-6.8	21.27
Jun **	33.13	45.57	42.66	40.45	29.92	-12.74	-29.9	-10.53	-26.0	19.69
Jul **	50.07	58.01	60.70	56.26	42.74	-17.96	-29.6	-13.52	-24.0	27.90
Aug	55.84	57.75	53.11	55.57	49.73	-3.37	-6.4	-5.83	-10.5	30.39
Sep	34.44	41.91	35.37	37.24	35.56	0.19	0.5	-1.68	-4.5	20.71
Oct	22.16	27.45	23.93	24.51	26.35	2.42	10.1	1.84	7.5	14.64
Nov	16.79	17.66	16.25	16.90	16.90	0.65	4.0	0.00	0.0	17.04
Dec	16.80	16.14	16.67	16.53	15.87	-0.80	-4.8	-0.67	-4	14.49
To date	331.64	372.85	337.20	347.23	316.72	-20.48	-6.1	-30.51	-8.8	236.07
Avg	27.64	31.07	28.10	28.94	26.39	-1.71	-6.1	-2.54	-8.8	19.67
Tot	331.64	372.85	337.20	347.23	316.72	-20.48	-6.1	-30.51	-8.8	236.07

\*\* lowest June & July for the period 1995 to 2009.



#### 2009 Withdrawals

peak day : 08/26/09  
gallons : 2,015,300

month	peak day	MG
Jan	01/12	1.06
Feb	02/07	1.03
Mar	03/10	0.73
Apr	04/15	1.03
May	05/23	1.17
Jun	06/27	1.48
Jul	07/17	1.63
Aug	08/26	2.02
Sep	09/05	1.59
Oct	10/01	1.06
Nov	11/23	1.23
Dec	12/19	0.78

1. *Phragmites australis* (Cav.) Trin. ex Steud.

10. *Journal of the American Medical Association*, 1990; 263: 1025-1028.

2017-10-01 14:17:00





**Town of Orleans**  
**Water Department**

**Dec-09 Financial Report**

**EXPENSES**

ACCOUNT #	DESCRIPTION	TOTAL APPROPRIATED	EXPENDED Y-T-D	EXPENDED M-T-D	ENCUMBERED	BALANCE	PCT USED
25450001	Office Employees	169,073	78,068	14,402	0	91,005	46.2%
	Field Employees	339,692	163,279	39,979	0	223,439	48.1%
	<b>TOTAL SALARY</b>	<b>508,765</b>	<b>241,347</b>	<b>54,381</b>	<b>0</b>	<b>267,418</b>	<b>47.4%</b>
	Utilities- Electric, Telephone, Heat	163,095	59,453	10,587	0	103,642	36.5%
	Chemicals	121,493	40,888	0	28,583	52,022	57.2%
25450002	Water Quality Sampling	28,158	11,141	441	0	17,017	39.6%
	Repair/Service Vehicles	5,877	4,955	1,086	0	922	84.3%
	Maintenance and Repair	93,945	16,977	1,933	9,455	67,513	28.1%
	Administrative Expenses	29,120	12,360	1,516	18,750	(1,990)	106.8%
	<b>TOTAL EXPENSES</b>	<b>441,688</b>	<b>145,773</b>	<b>15,563</b>	<b>56,788</b>	<b>239,127</b>	<b>45.9%</b>
25450003	Site Improvements	37,000	26,200	0	0	10,800	70.8%
	Replace Equipment	32,000	28,970	0	0	3,030	90.5%
	Water Meter Replacement	29,000	30,896	0	0	(1,896)	106.5%
	Water Main Improvements	0	0	0	0	0	0.0%
	<b>TOTAL CAPITAL OUTLAY</b>	<b>98,000</b>	<b>86,066</b>	<b>0</b>	<b>0</b>	<b>11,934</b>	<b>87.8%</b>
25450005	Engineering/Consulting	5,500	4,438	0	0	1,062	80.7%
	<b>TOTAL ENGINEERING</b>	<b>5,500</b>	<b>4,438</b>	<b>0</b>	<b>0</b>	<b>1,062</b>	<b>80.7%</b>

**EXPENSES**

ACCOUNT #	DESCRIPTION	TOTAL APPROPRIATED	EXPENDED Y-T-D	EXPENDED M-T-D	ENCUMBERED	BALANCE	PCT USED
25450008	Other Assessments	3,170	0	0	0	3,170	0.0%
	<b>TOTAL ASSESSMENTS</b>	<b>3,170</b>	<b>0</b>	<b>0</b>	<b>0</b>	<b>3,170</b>	<b>0.0%</b>
25450046	Service Connections	72,745	25,269	2,195	25,000	22,476	69.1%
	<b>TOTAL SERVICE CONNECTIONS</b>	<b>72,745</b>	<b>25,269</b>	<b>2,195</b>	<b>25,000</b>	<b>22,476</b>	<b>69.1%</b>
<b>TOTALS EXPENSES</b>		<b>1,129,868</b>	<b>502,893</b>	<b>72,139</b>	<b>56,788</b>	<b>545,187</b>	<b>49.5%</b>
Reserve Fund Transfers		0	0	0	0	0	0.0%
	<b>TOTAL TRANSFERS</b>	<b>0</b>	<b>0</b>	<b>0</b>	<b>0</b>	<b>0</b>	<b>0.0%</b>
Water Treatment Plant Debt		399,891	199,946	33,324	0	199,946	50.0%
	<b>TOTAL DEBT</b>	<b>399,891</b>	<b>199,946</b>	<b>33,324</b>	<b>0</b>	<b>199,946</b>	<b>50.0%</b>
Benefits		152,630	76,315	12,719	0	76,315	50.0%
	Other Allocated Costs	194,000	97,000	16,167	0	97,000	50.0%
<b>TOTAL ALLOCATED COSTS</b>		<b>346,630</b>	<b>173,315</b>	<b>28,886</b>	<b>0</b>	<b>173,315</b>	<b>50.0%</b>
<b>GRAND TOTALS EXPENSES</b>		<b>1,876,389</b>	<b>876,153</b>	<b>134,349</b>	<b>81,788</b>	<b>895,971</b>	<b>51.1%</b>

Page 1 of 100

10/10/2010



Item	Quantity	Unit	Description	Price	Total
1	100	kg	Wheat	1.20	120.00
2	50	kg	Barley	1.50	75.00
3	25	kg	Oats	2.00	50.00
4	10	kg	Rye	2.50	25.00
5	5	kg	Millet	3.00	15.00
6	2	kg	Sorghum	4.00	8.00
7	1	kg	Buckwheat	5.00	5.00
8	1	kg	Amaranth	6.00	6.00
9	1	kg	Quinoa	7.00	7.00
10	1	kg	Budak	8.00	8.00
11	1	kg	Speltz	9.00	9.00
12	1	kg	Einkorn	10.00	10.00
13	1	kg	Emmer	11.00	11.00
14	1	kg	Tritic	12.00	12.00
15	1	kg	Barley	13.00	13.00
16	1	kg	Oats	14.00	14.00
17	1	kg	Rye	15.00	15.00
18	1	kg	Millet	16.00	16.00
19	1	kg	Sorghum	17.00	17.00
20	1	kg	Buckwheat	18.00	18.00
21	1	kg	Amaranth	19.00	19.00
22	1	kg	Quinoa	20.00	20.00
23	1	kg	Budak	21.00	21.00
24	1	kg	Speltz	22.00	22.00
25	1	kg	Einkorn	23.00	23.00
26	1	kg	Emmer	24.00	24.00
27	1	kg	Tritic	25.00	25.00
28	1	kg	Barley	26.00	26.00
29	1	kg	Oats	27.00	27.00
30	1	kg	Rye	28.00	28.00
31	1	kg	Millet	29.00	29.00
32	1	kg	Sorghum	30.00	30.00
33	1	kg	Buckwheat	31.00	31.00
34	1	kg	Amaranth	32.00	32.00
35	1	kg	Quinoa	33.00	33.00
36	1	kg	Budak	34.00	34.00
37	1	kg	Speltz	35.00	35.00
38	1	kg	Einkorn	36.00	36.00
39	1	kg	Emmer	37.00	37.00
40	1	kg	Tritic	38.00	38.00
41	1	kg	Barley	39.00	39.00
42	1	kg	Oats	40.00	40.00
43	1	kg	Rye	41.00	41.00
44	1	kg	Millet	42.00	42.00
45	1	kg	Sorghum	43.00	43.00
46	1	kg	Buckwheat	44.00	44.00
47	1	kg	Amaranth	45.00	45.00
48	1	kg	Quinoa	46.00	46.00
49	1	kg	Budak	47.00	47.00
50	1	kg	Speltz	48.00	48.00
51	1	kg	Einkorn	49.00	49.00
52	1	kg	Emmer	50.00	50.00
53	1	kg	Tritic	51.00	51.00
54	1	kg	Barley	52.00	52.00
55	1	kg	Oats	53.00	53.00
56	1	kg	Rye	54.00	54.00
57	1	kg	Millet	55.00	55.00
58	1	kg	Sorghum	56.00	56.00
59	1	kg	Buckwheat	57.00	57.00
60	1	kg	Amaranth	58.00	58.00
61	1	kg	Quinoa	59.00	59.00
62	1	kg	Budak	60.00	60.00
63	1	kg	Speltz	61.00	61.00
64	1	kg	Einkorn	62.00	62.00
65	1	kg	Emmer	63.00	63.00
66	1	kg	Tritic	64.00	64.00
67	1	kg	Barley	65.00	65.00
68	1	kg	Oats	66.00	66.00
69	1	kg	Rye	67.00	67.00
70	1	kg	Millet	68.00	68.00
71	1	kg	Sorghum	69.00	69.00
72	1	kg	Buckwheat	70.00	70.00
73	1	kg	Amaranth	71.00	71.00
74	1	kg	Quinoa	72.00	72.00
75	1	kg	Budak	73.00	73.00
76	1	kg	Speltz	74.00	74.00
77	1	kg	Einkorn	75.00	75.00
78	1	kg	Emmer	76.00	76.00
79	1	kg	Tritic	77.00	77.00
80	1	kg	Barley	78.00	78.00
81	1	kg	Oats	79.00	79.00
82	1	kg	Rye	80.00	80.00
83	1	kg	Millet	81.00	81.00
84	1	kg	Sorghum	82.00	82.00
85	1	kg	Buckwheat	83.00	83.00
86	1	kg	Amaranth	84.00	84.00
87	1	kg	Quinoa	85.00	85.00
88	1	kg	Budak	86.00	86.00
89	1	kg	Speltz	87.00	87.00
90	1	kg	Einkorn	88.00	88.00
91	1	kg	Emmer	89.00	89.00
92	1	kg	Tritic	90.00	90.00
93	1	kg	Barley	91.00	91.00
94	1	kg	Oats	92.00	92.00
95	1	kg	Rye	93.00	93.00
96	1	kg	Millet	94.00	94.00
97	1	kg	Sorghum	95.00	95.00
98	1	kg	Buckwheat	96.00	96.00
99	1	kg	Amaranth	97.00	97.00
100	1	kg	Quinoa	98.00	98.00